

St. Mary of the Immaculate Conception Catholic Church

Project Update

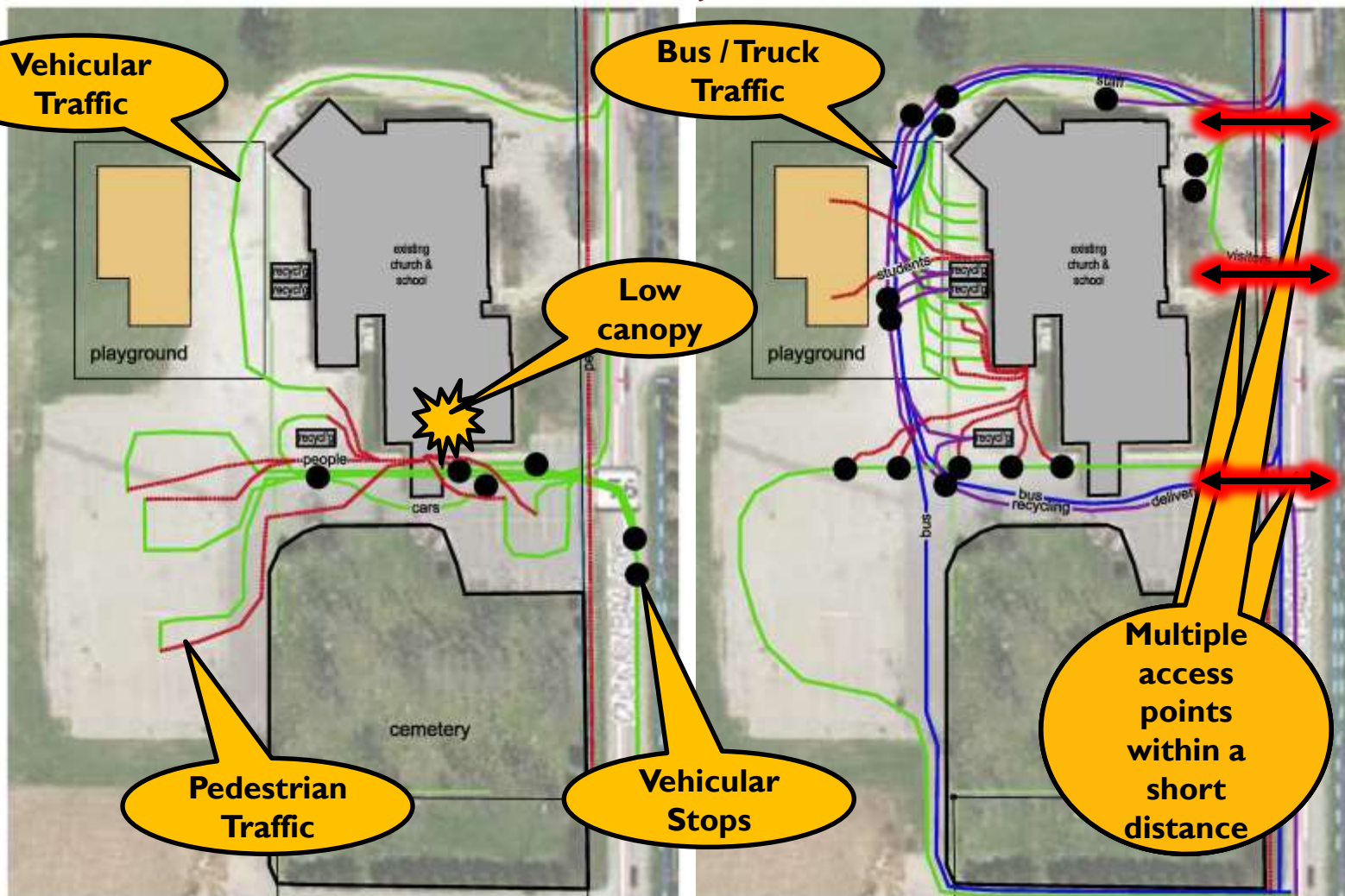
St. Mary of the Immaculate Conception Catholic Church



St. Mary of the Immaculate Conception Catholic Church

- **Improved HVAC**
- **Two Additional Faith Formation Classrooms**
- **Additional Faith Formation Prep Area**
- **Improved Electrical**
- **Youth Room**
- **Large Group Meeting Room (20-40)**
- **Video Library**
- **Improve proximity of Church & School spaces to each other**
- **Improve pick-up and drop-off circulation on-site**
- **Create Church office suite**
- **Add additional Church offices**
- **Create separate Church and School offices**
- **Provide additional Working and Vesting Sacristy space**
- **Provide additional on-site storage space for various needs described**
- **Provide Church Staff Room**
- **Improve security between Church and School**
- **Provide additional Gym space**
- **Provide separate Locker Room / Changing space**
- **Provide larger / new Library with support spaces and proximity to Computer Lab**
- **Provide larger Computer Lab and IT office for Teacher**
- **Increase size of IT room**
- **Provide Staff restrooms**
- **Provide separate Nurses Room / area**
- **Provide classroom for Music, Art & Science**
- **Improve refuse and delivery access to school to avoid conflict with students and staff**
- **Increase the size of KG and EC rooms**
- **Improve site circulation and parking**
- **Create a flex room for conference, break out study**
- **Provide Music Storage**
- **Provide Performance / Auditorium space**
- **Upgrade food service equipment**
- **Create better Receiving area**
- **Provide a small Adoration Chapel**
- **Provide more space for Church and Narthex**
- **Provide storage for Scrip and Scrip Data Entry**
- **Provide Parish Hall / Multi-Purpose space**
- **Provide a Chamber Room**
- **Updated building exterior**
- **Large electronic sign for school**
- **Concrete / Asphalt under basketball hoop**
- **Updated Security System**
- **Classroom for Children's Liturgy**
- **Meeting space for adult faith opportunities**
- **Athletic fields**
- **Trails & gardens**
- **Cry Room / Brides Room / Nursing Room**
- **Hearing Loop in Church**
- **Additional area for cemetery**
- **Basement**
- **Key fab electronic entry system**
- **Motion detection security system**
- **Create a secure vestibule entry system into school**
- **Senior citizen area**
- **Larger coat room**
- **More natural daylight**
- **Need seating for those with special needs**
- **Improve sound system**
- **Entry / exit at Hwy 76 is dangerous**
- **Need larger Baptismal area**
- **Handicap accessible confessional**
- **Uni-sex bathroom for families or handicapped**
- **Pave gravel parking lot**
- **Provide more traditional statues, paintings, etc.**
- **Provide more classic or traditional church style**
- **Provide more areas for votive candles**

St. Mary of the Immaculate Conception Catholic Church



CHURCH TRAFFIC

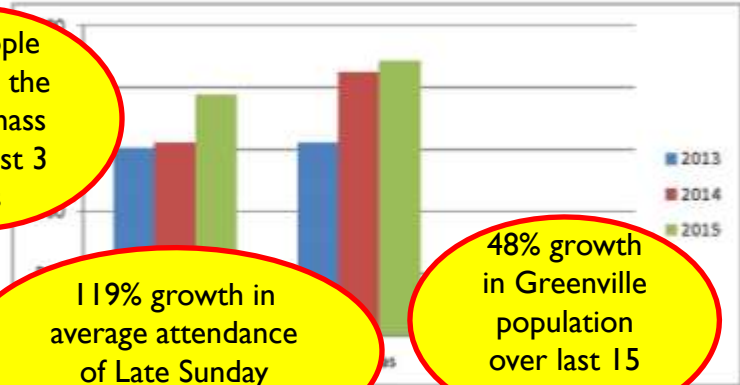
SCHOOL TRAFFIC

St. Mary of the Immaculate Conception Catholic Church

St. Mary of the Immaculate Conception Mass Attendance

Christmas Mass Attendance

Mass Time	2013	2014	2015	2016
Total all Christmas Masses	1557	2123	2212	
6 p.m. Christmas Eve				
Church & Good Shepherd Rm		575	654	
Overflow in Narthex		204	130	
Total	767	779	804	
6:30 p.m. Christmas Eve				
Church & Good Shepherd Rm	370	410	359	
Overflow in Narthex	0	44	33	
Total	370	454	392	0
10 p.m. Christmas Eve				
Church & Good Shepherd Rm	N/A	382	444	
Overflow in Narthex		3	63	
Total	0	385	507	0
10 a.m. Christmas Day				
Church & Good Shepherd Rm	420	465	461	
Overflow in Narthex	0	40	48	
Total	420	505	509	0



804 people attended the largest mass in the past 3 years

119% growth in average attendance of Late Sunday Mass since 2001

48% growth in Greenville population over last 15 years

Year	Average Total Attendance	Average Saturday Attendance	Average Attendance - Early Sunday Mass	Average Attendance - Late Sunday Mass
2001	759	238	295	226
2002	822	245	328	249
2003	829	233	288	269
2004	887	299	269	356
2005	914	257	323	403
2006	934	299	313	376
2007	959	295	318	375
2008	971	421	286	414
2009	992	290	256	446
2010	1052	350	269	433
2011	1009	302	274	434
2012	1051	361	263	428
2013	971	315	258	386
2014	1160	374	317	469
2015	1199	378	327	495

57% growth in average attendance of Saturday Mass since 2001

37% projected growth in Greenville population over next 15 years

Projected Population Levels Table

Year	Population	% Change
2000	6,844	---
2006	8,750	27.8%
2008	9,401	7.4%
2010	8,987	---
2015	10,145	12.9%
2020	11,377	12.1%
2025	12,632	11.0%
2030	13,918	10.2%

Source: Greenville Area Regional Planning Commission, 2006

St. Mary of the Immaculate Conception Catholic Church

How much seating should we provide?

Highest <u>AVERAGE</u> Mass Attendance in last 15 Years:	495
St. Mary Growth in last 15 years for Saturday masses:	57% Growth
St. Mary Growth in last 15 years for Late Sunday masses:	119% Growth
<u>AVERAGE St. Mary Growth</u> in last 15 years for two largest masses:	<u>88% Growth</u>

Baseline Planning Model for Church Seating: $495 * 57\% = \text{Add } 282 \text{ Seats}$ (777 Total)
Average Planning Model for Church Seating: $495 * 88\% = \text{Add } 436 \text{ Seats}$ (931 Total)
Agressive Planning Model for Church Seating: $495 * 119\% = \text{Add } 589 \text{ Seats}$ (1,084 Total)

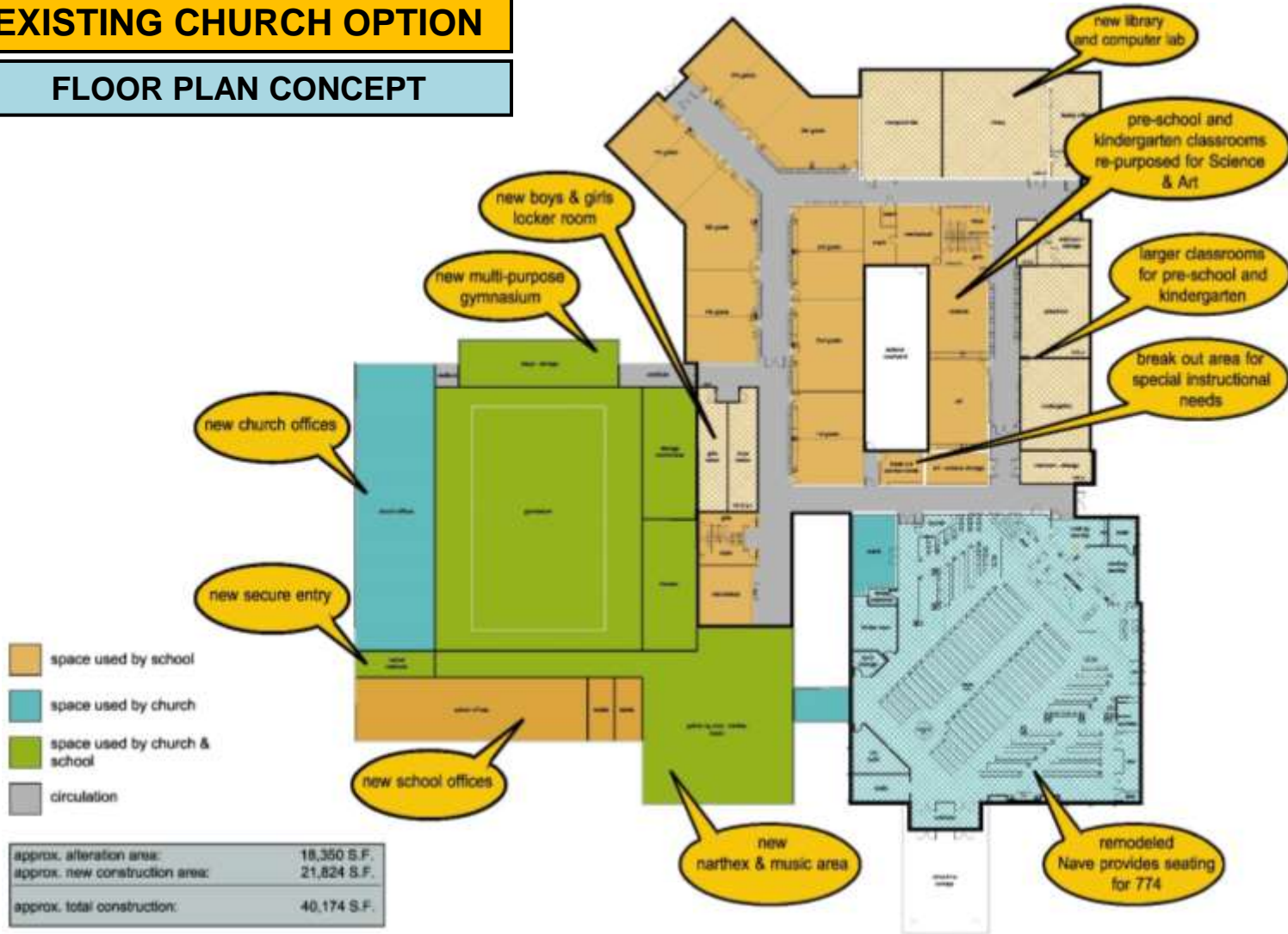
St. Mary of the Immaculate Conception Catholic Church

CONCEPTUAL SOLUTIONS

St. Mary of the Immaculate Conception Catholic Church

EXISTING CHURCH OPTION

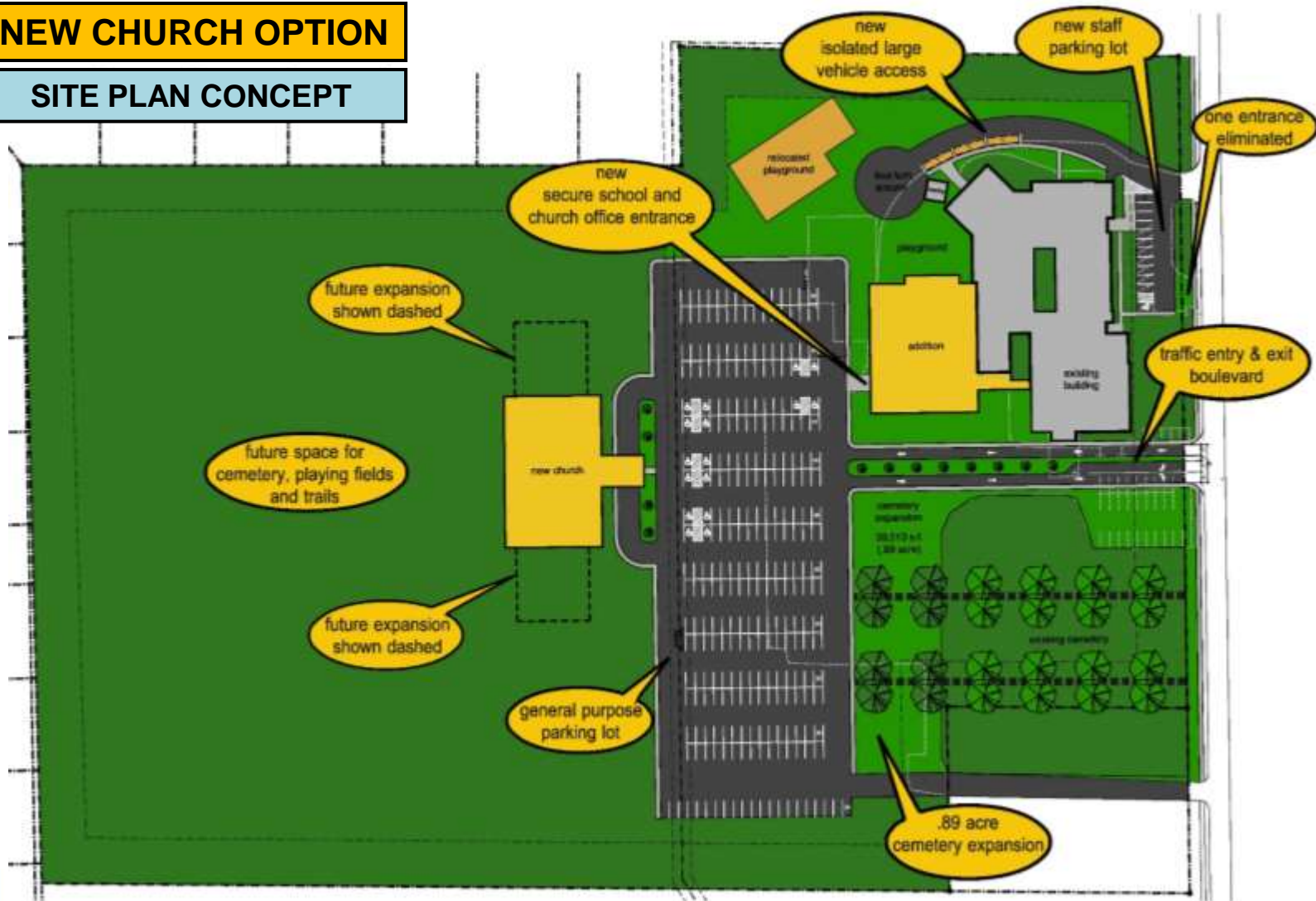
FLOOR PLAN CONCEPT



St. Mary of the Immaculate Conception Catholic Church

NEW CHURCH OPTION

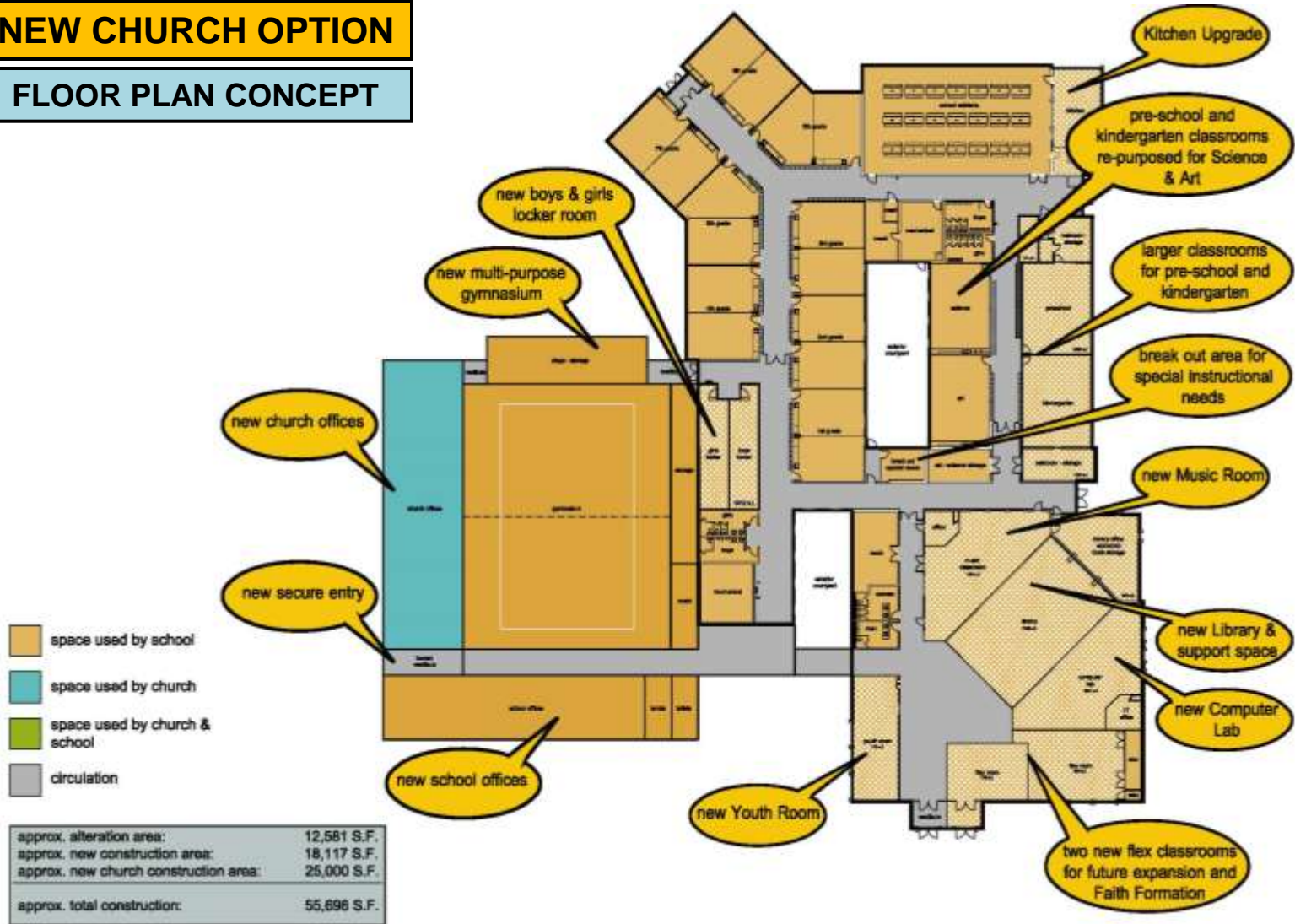
SITE PLAN CONCEPT



St. Mary of the Immaculate Conception Catholic Church

NEW CHURCH OPTION

FLOOR PLAN CONCEPT



St. Mary of the Immaculate Conception Catholic Church

COMPARISON OF CONCEPTUAL SOLUTIONS

St. Mary of the Immaculate Conception Catholic Church

Existing Church Option

Pro's

- Project size is smaller
- Large vehicles (buses, recycling trucks & deliveries) use separate entry for safety

Con's

- Safety issues in parking lot and at entrances remain because of pedestrian & vehicular cross circulation
- At peak arrival times, cars may still stack up on HWY 76 waiting to enter site
- Fire protection will need to be installed in church and will be difficult to “hide” from view
- During construction, the church would not be available for Masses
- The remodeled church does not provide space for overflow seating
- This option does not allow for future church expansion
- Does not address security issues between the church and school
- Existing floor slope creates two distinct floor transitions within the expanded church
- Mechanical room and storage areas will open directly into the church
- Does not provide additional room for Faith Formation classes
- Does not allow for a Music Room
- Does not allow for a Youth Room
- Does not allow for a 24 Hour Adoration Chapel
- No storage space created for items currently stored in off-site rental units

St. Mary of the Immaculate Conception Catholic Church

New Church Option

Pro's

- Pedestrians no longer walk through incoming vehicles to enter church/school
- Boulevard entrance moves cars off of HWY 76 so they are not stacking up on highway
- The current church can be used during construction
- Seating capacity is not limited and options for additional overflow seating is provided in the initial planning of the facility
- Future expansion of the proposed church, existing school and cemetery is provided
- Security issues between the School, School & Church offices and Church are addressed
- Flex rooms for Faith Formation, Adult Education and other uses are provided
- A Youth Room is created
- Additional Storage space is created, eliminating the need for rented off-site storage
- Parking is more centrally located to the church and is also available for visitors to church & school offices
- Separation of recycling & large vehicles from church & school vehicles is provided
- The new location of the Church & expanded parking lot, allow for a better integration of these programmed spaces with possible future site development (i.e. cemetery expansion, trails, outside gathering area, etc.)
- Includes a 24 Hour Adoration Chapel

Con's

- Project size is larger

St. Mary of the Immaculate Conception Catholic Church

How do the two options compare in terms of S.F.?

EXISTING CHURCH OPTION:

- Area of Remodeling: *18,350 S.F.
 - Area of New Construction: *21,824 S.F.
- Total Construction Required: *40,174 S.F.

NEW CHURCH OPTION:

- Area of Remodeling: *12,581 S.F.
 - Area of New Construction: *18,117 S.F.
 - Area of New Church: *25,000 S.F.
- Total Construction Required: *55,698 S.F.

*All S.F. areas are approximate conceptual totals

St. Mary of the Immaculate Conception Catholic Church

QUESTIONS

Thank You for your input!